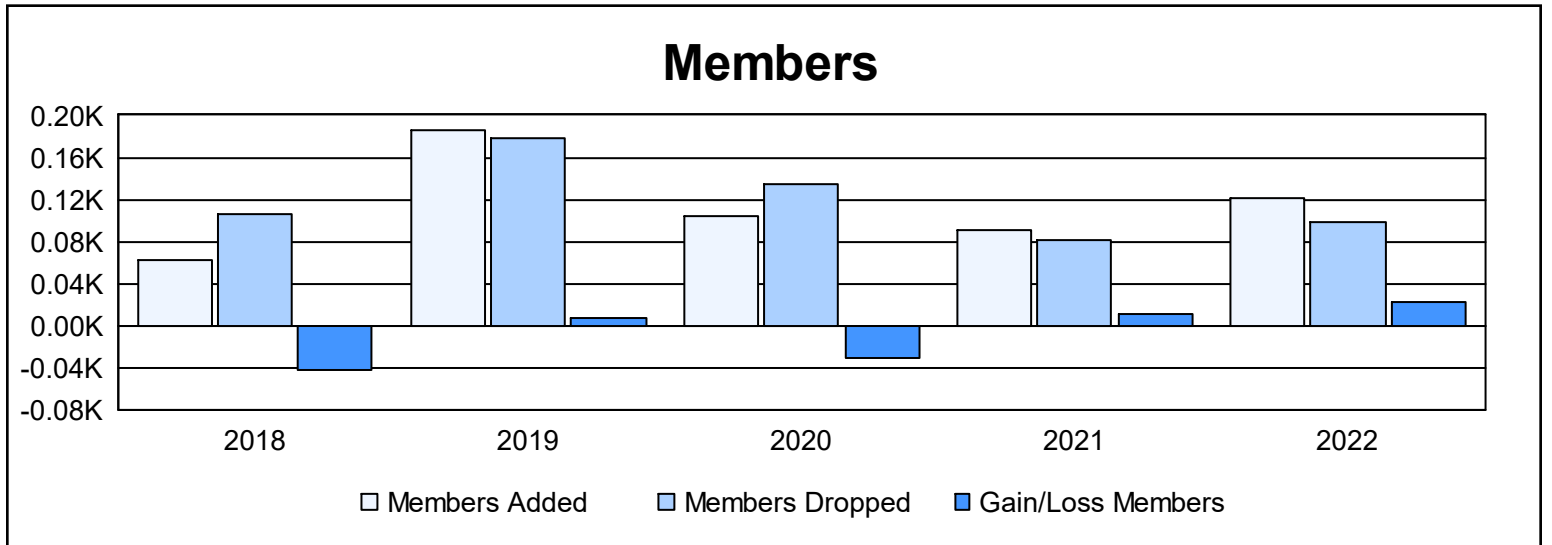
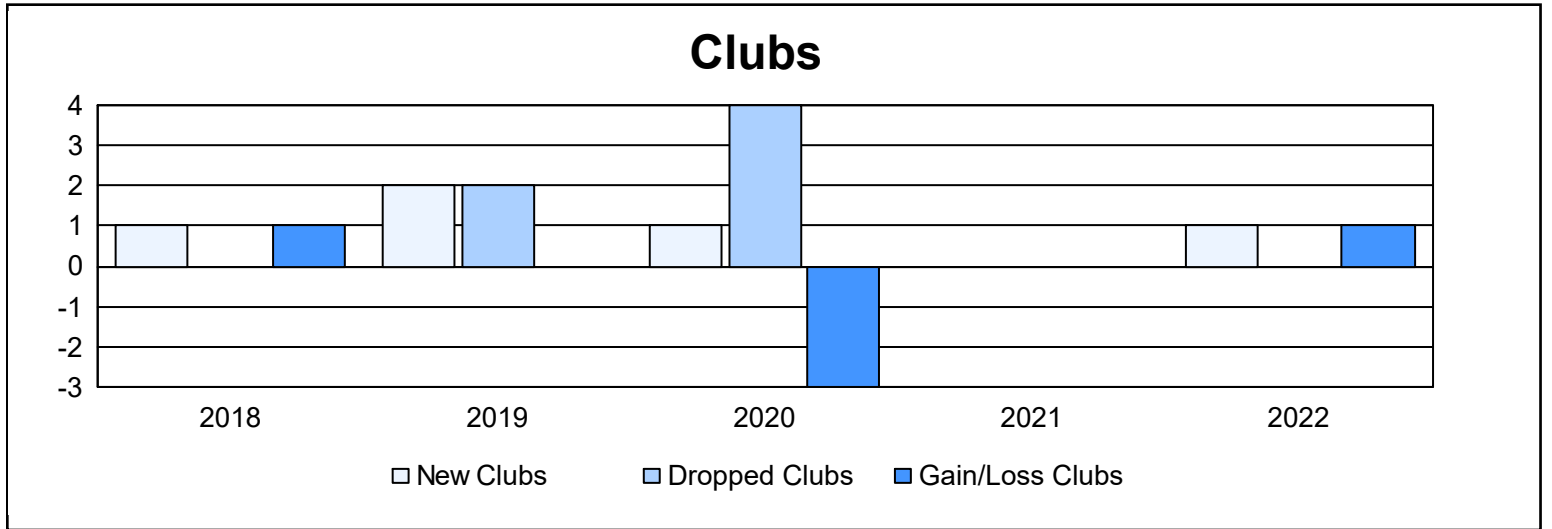
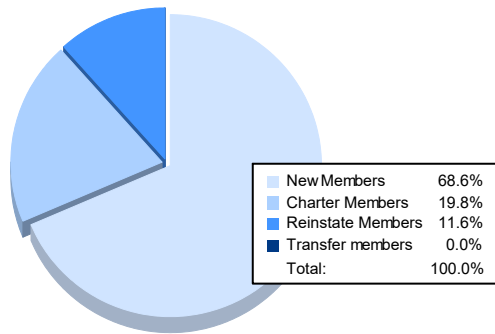


| Year | New Clubs | Dropped Clubs | Gain/ Loss Clubs | New Members | Charter Members | Reinstate Members | Transfer Members | Total Member Added | Total Members Dropped | Gain/ Loss Members |
|----------------|-----------|---------------|------------------|-------------|-----------------|-------------------|------------------|--------------------|-----------------------|--------------------|
| 2017-2018 | 1 | 0 | 1 | 29 | 32 | 2 | 0 | 63 | 106 | -43 |
| 2018-2019 | 2 | 2 | 0 | 131 | 52 | 2 | 1 | 186 | 179 | 7 |
| 2019-2020 | 1 | 4 | -3 | 75 | 24 | 1 | 4 | 104 | 134 | -30 |
| 2020-2021 | 0 | 0 | 0 | 86 | 2 | 3 | 0 | 91 | 81 | 10 |
| 2021-2022 | 1 | 0 | 1 | 83 | 24 | 14 | 0 | 121 | 98 | 23 |
| Average | 1 | 1 | 0 | 81 | 27 | 4 | 1 | 113 | 120 | -7 |



Membership Composition June 2022 Cumulative



Gender Composition June 2022 Cumulative

